

The Catholic Foundation Monthly Report – April 30, 2017

Manager Performance Summary

<u>Asset Class / Manager</u>	<u>April</u>	<u>YTD</u>	<u>1Yr</u>	<u>3Yr</u>	<u>5Yr</u>
<i>Domestic Equity</i>					
Vanguard Total Stock Market Idx Adm	1.1%	6.9%	18.6%	10.1%	13.5%
<i>S&P 500 Index</i>	1.0%	7.2%	17.9%	10.5%	13.7%
<i>LCG Large Cap Core Universe Average</i>	1.1%	6.8%	16.0%	8.0%	11.7%
<i>International Equity</i>					
Dodge & Cox International Stock	2.5%	12.1%	21.7%	1.1%	8.4%
Harding Loevner International Eq Instl	3.1%	13.3%	16.9%	4.8%	7.5%
<i>EAFE Index (in US Dollar (Net))</i>	2.5%	10.0%	11.3%	0.9%	6.8%
<i>LCG International Equity Universe Average</i>	2.8%	11.1%	12.3%	1.3%	6.2%
<i>Fixed Income</i>					
Dodge & Cox Income	0.7%	1.9%	3.7%	3.0%	3.4%
Western Asset Total Return Uncons I	0.6%	2.4%	6.6%	2.8%	3.3%
<i>Barclays Aggregate Bond Index</i>	0.8%	1.6%	0.8%	2.7%	2.3%
<i>LCG Fixed Income-Core (Interm) Universe Average</i>	0.7%	1.9%	2.6%	2.6%	2.8%
<i>Cash & Equivalents</i>					
Texas Capital Bank Money Market Account	0.1%	0.2%	0.5%	--	--
<i>T-Bills (90 Day) Index</i>	0.1%	0.2%	0.4%	0.2%	0.1%
<i>LCG Money Market Taxable Universe Average</i>	0.0%	0.1%	0.2%	0.1%	0.1%

Note: Returns greater than one year are annualized. Past performance is no guarantee of future results. Performance shown is net of investment fees and has been backfilled with the managers' historical performance for illustrative purposes.

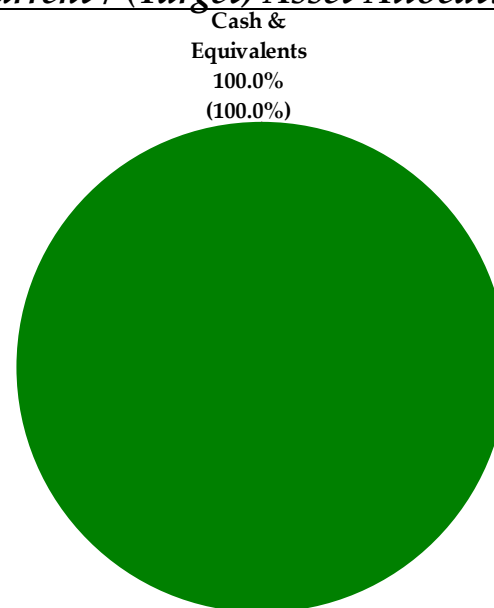
The Catholic Foundation Monthly Report – April 30, 2017

Money Market Portfolio Performance

Asset Class / Manager	Market	Market	Target	Calendar				
	Value	Value %	%	April	YTD	1Yr	3Yr	5Yr
Cash & Equivalents	\$44,552	100.0%	100.0%	0.1%	0.2%	0.5%	--	--
<i>T-Bills (90 Day) Index</i>				0.1%	0.2%	0.4%	0.1%	0.1%
Total Composite	\$44,552	100.0%	100.0%	0.1%	0.2%	0.5%	--	--

Note: Returns greater than one year are annualized. Past performance is no guarantee of future results.

Money Market Portfolio Current / (Target) Asset Allocation



Monthly Market Commentary

While April was a volatile month for financial markets, early losses were outpaced by gains later in the period. In the U.S., news of the Trump administration's proposal to lower the corporate tax rate was received favorably by investors. Consumer sentiment has dramatically increased since the November election but has recently begun to stabilize.

Internationally, elections in Europe dominated market-related discussions. French presidential candidate Emmanuel Macron, who favors France remaining a European Union member, bolstered European markets by winning the election. While geopolitical tensions regarding North Korea remain, the U.S. and China are attempting to diplomatically resolve the situation, appeasing international investors for now.

The Money Market Portfolio returned +0.1% during April.

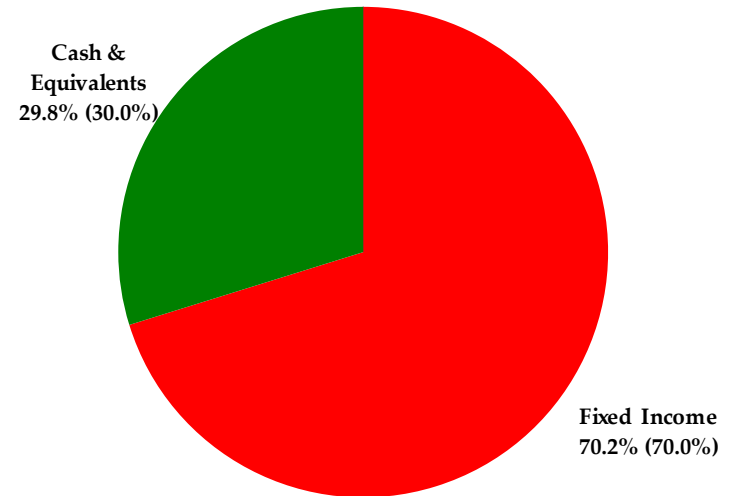
The Catholic Foundation Monthly Report – April 30, 2017

Ultra Conservative Portfolio Performance

Asset Class / Manager	Market Value	Market Value %	Target %	Calendar				
				April	YTD	1Yr	3Yr	5Yr
Fixed Income	\$1,317,138	70.2%	70.0%	0.6%	2.1%	5.1%	--	--
<i>Bloomberg Barclays Aggregate Bond Index</i>				0.8%	1.6%	0.8%	2.7%	2.3%
Cash & Equivalents	\$560,444	29.8%	30.0%	0.1%	0.2%	0.5%	--	--
<i>T-Bills (90 Day) Index</i>				0.1%	0.2%	0.4%	0.1%	0.1%
Total Composite	\$1,877,582	100.0%	100.0%	0.5%	1.5%	3.7%	--	--

Note: Returns greater than one year are annualized. Past performance is no guarantee of future results.

Ultra Conservative Portfolio Current / (Target) Asset Allocation



Monthly Market Commentary

While April was a volatile month for financial markets, early losses were outpaced by gains later in the period. In the U.S., news of the Trump administration's proposal to lower the corporate tax rate was received favorably by investors. Consumer sentiment has dramatically increased since the November election but has recently begun to stabilize.

Internationally, elections in Europe dominated market-related discussions. French presidential candidate Emmanuel Macron, who favors France remaining a European Union member, bolstered European markets by winning the election. While geopolitical tensions regarding North Korea remain, the U.S. and China are attempting to diplomatically resolve the situation, appeasing international investors for now.

The Ultra Conservative Portfolio's Fixed Income allocation slightly underperformed its benchmark (+0.6% vs. +0.8%) during April.

The Cash & Equivalents composite returned +0.1% during the month.

The Total Composite returned +0.5% during April, driven by the Fixed Income allocation.

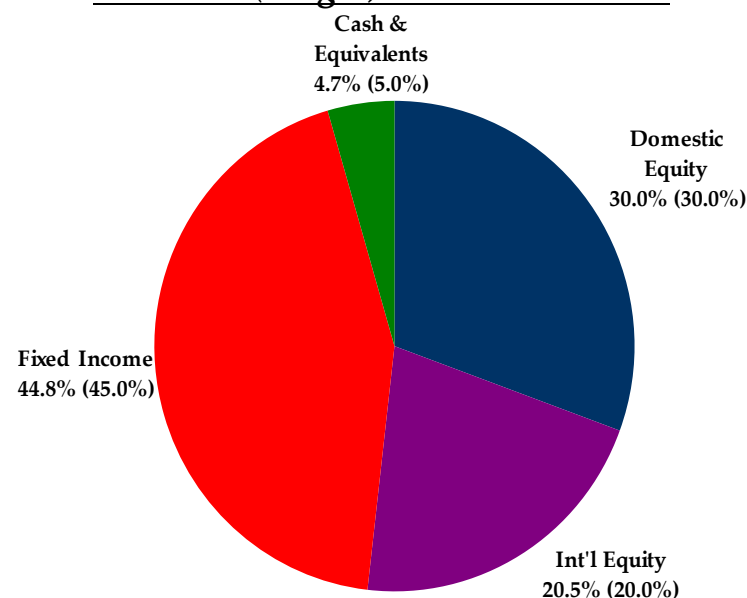
The Catholic Foundation Monthly Report – April 30, 2017

Balanced Portfolio Performance

Asset Class / Manager	Market Value	Market Value %	Target %	Calendar				
				April	YTD	1Yr	3Yr	5Yr
Domestic Equity <i>S&P 500 Index</i>	\$1,306,453	30.0%	30.0%	1.1%	6.9%	18.6%	--	--
				1.0%	7.2%	17.9%	10.5%	13.7%
International Equity <i>EAFE Index (in US Dollar NET)</i>	\$892,273	20.5%	20.0%	2.8%	12.7%	19.5%	--	--
				2.5%	10.0%	11.3%	0.9%	6.8%
Fixed Income <i>Bloomberg Barclays Aggregate Bond Index</i>	\$1,951,948	44.8%	45.0%	0.6%	2.1%	5.1%	--	--
				0.8%	1.6%	0.8%	2.7%	2.3%
Cash & Equivalents <i>T-Bills (90 Day) Index</i>	\$204,802	4.7%	5.0%	0.1%	0.2%	0.5%	--	--
				0.1%	0.2%	0.4%	0.1%	0.1%
Total Composite	\$4,355,476	100.0%	100.0%	1.2%	5.6%	11.7%	--	--

Note: Returns greater than one year are annualized. Past performance is no guarantee of future results.

Balanced Portfolio Current / (Target) Asset Allocation



Monthly Market Commentary

While April was a volatile month for financial markets, early losses were outpaced by gains later in the period. In the U.S., news of the Trump administration's proposal to lower the corporate tax rate was received favorably by investors. Consumer sentiment has dramatically increased since the November election but has recently begun to stabilize.

Internationally, elections in Europe dominated market-related discussions. French presidential candidate Emmanuel Macron, who favors France remaining a European Union member, bolstered European markets by winning the election. While geopolitical tensions regarding North Korea remain, the U.S. and China are attempting to diplomatically resolve the situation, appeasing international investors for now.

The Domestic Equity composite performed in line with its benchmark during April (+1.1% vs. +1.0%).

The International Equity allocation outperformed its benchmark during the month (+2.8% vs. +2.5%).

The Balanced Portfolio's Fixed Income allocation slightly underperformed its benchmark (+0.6% vs. +0.8%) during April.

The Cash & Equivalents composite returned +0.1% during the month.

The Total Composite returned +1.2% during April, driven by the International Equity allocation.

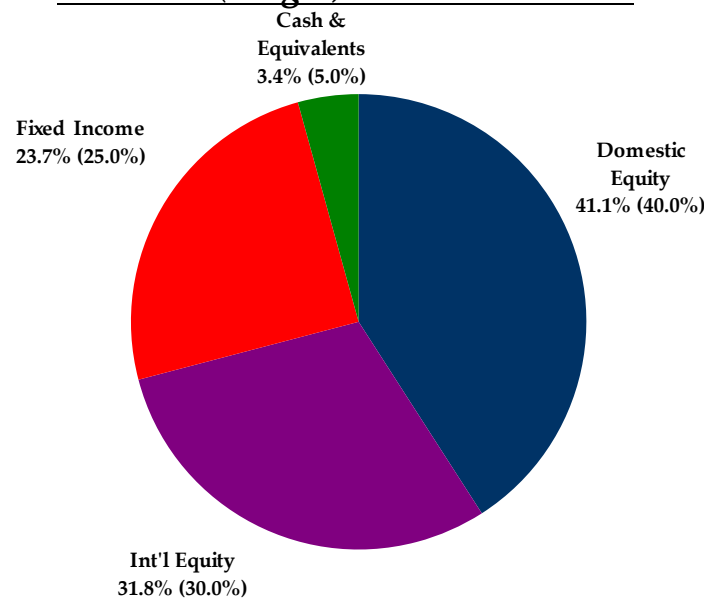
The Catholic Foundation Monthly Report – April 30, 2017

Growth Portfolio Performance

Asset Class / Manager	Market Value	Market Value %	Target %	Calendar				
				April	YTD	1Yr	3Yr	5Yr
Domestic Equity	\$1,957,189	41.1%	40.0%	1.1%	6.9%	18.6%	--	--
<i>S&P 500 Index</i>				1.0%	7.2%	17.9%	10.5%	13.7%
International Equity	\$1,512,844	31.8%	30.0%	2.8%	12.7%	19.4%	--	--
<i>EAFE Index (in US Dollar NET)</i>				2.5%	10.0%	11.3%	0.9%	6.8%
Fixed Income	\$1,128,591	23.7%	25.0%	0.6%	2.1%	5.1%	--	--
<i>Bloomberg Barclays Aggregate Bond Index</i>				0.8%	1.6%	0.8%	2.7%	2.3%
Cash & Equivalents	\$160,741	3.4%	5.0%	0.1%	0.2%	0.5%	--	--
<i>T-Bills (90 Day) Index</i>				0.1%	0.2%	0.4%	0.1%	0.1%
Total Composite	\$4,759,365	100.0%	100.0%	1.5%	7.2%	14.8%	--	--

Note: Returns greater than one year are annualized. Past performance is no guarantee of future results.

Growth Portfolio Current / (Target) Asset Allocation



Monthly Market Commentary

While April was a volatile month for financial markets, early losses were outpaced by gains later in the period. In the U.S., news of the Trump administration's proposal to lower the corporate tax rate was received favorably by investors. Consumer sentiment has dramatically increased since the November election but has recently begun to stabilize.

Internationally, elections in Europe dominated market-related discussions. French presidential candidate Emmanuel Macron, who favors France remaining a European Union member, bolstered European markets by winning the election. While geopolitical tensions regarding North Korea remain, the U.S. and China are attempting to diplomatically resolve the situation, appeasing international investors for now.

The Domestic Equity composite performed in line with its benchmark during April (+1.1% vs. +1.0%).

The International Equity allocation outperformed its benchmark during the month (+2.8% vs. +2.5%).

The Growth Portfolio's Fixed Income allocation slightly underperformed its benchmark (+0.6% vs. +0.8%) during April.

The Cash & Equivalents composite returned +0.1% during the month.

The Total Composite returned +1.5% during April, driven by the International Equity allocation.