

The Catholic Foundation Monthly Report – June 30, 2016

Manager Performance Summary

<u>Asset Class / Manager</u>	<u>June</u>	<u>2Q16</u>	<u>YTD</u>	<u>1Yr</u>	<u>3Yr</u>	<u>5Yr</u>
<i>Domestic Equity</i>						
Vanguard Total Stock Market Idx Adm	0.3%	2.7%	3.8%	2.1%	11.1%	11.6%
<i>S&P 500 Index</i>	0.3%	2.5%	3.8%	4.0%	11.7%	12.1%
<i>LCG Large Cap Core Universe Average</i>	-0.5%	1.6%	1.8%	-0.7%	9.1%	9.6%
<i>International Equity</i>						
Dodge & Cox International Stock	-3.7%	-1.2%	-4.9%	-18.9%	0.4%	1.0%
Harding Loevner International Eq Instl	1.3%	2.9%	3.6%	-3.1%	4.8%	3.2%
<i>EAFE Index (in US Dollar (Net))</i>	-3.4%	-1.5%	-4.4%	-10.2%	2.1%	1.7%
<i>LCG International Equity Universe Average</i>	-2.5%	-1.0%	-2.7%	-9.6%	2.0%	1.4%
<i>Fixed Income</i>						
Dodge & Cox Income	1.5%	2.6%	5.1%	4.4%	3.9%	4.0%
Western Asset Total Return Uncons I	0.5%	2.1%	1.8%	0.9%	1.9%	2.7%
<i>Barclays Aggregate Bond Index</i>	1.8%	2.2%	5.3%	6.0%	4.1%	3.8%
<i>LCG Fixed Income-Core (Interm) Universe Average</i>	1.6%	2.5%	5.2%	4.5%	3.6%	3.7%
<i>Cash & Equivalents</i>						
Texas Capital Bank Money Market Account	0.0%	0.2%	--	--	--	--
<i>T-Bills (90 Day) Index</i>	0.0%	0.1%	0.1%	0.1%	0.0%	0.1%
<i>LCG Money Market Taxable Universe Average</i>	0.0%	0.0%	0.1%	0.1%	0.0%	0.0%

Note: Returns greater than one year are annualized. Past performance is no guarantee of future results. Performance shown is net of investment fees and has been backfilled with the managers' historical performance for illustrative purposes.

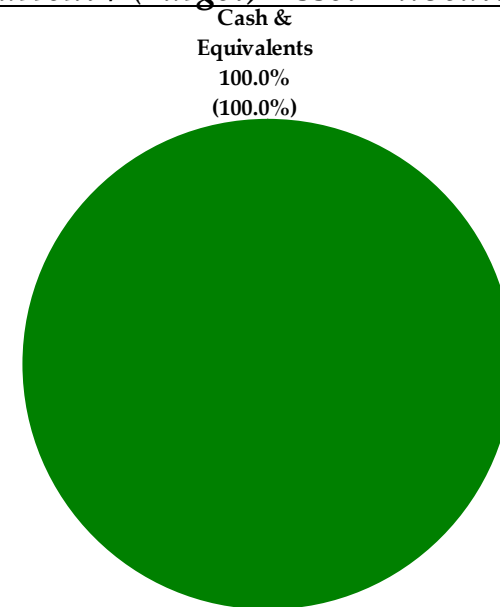
The Catholic Foundation Monthly Report – June 30, 2016

Money Market Portfolio Performance

Asset Class / Manager	Market Value	Market Value %	Target %	Calendar					
				June	2Q16	YTD	1Yr	3Yr	5Yr
Cash & Equivalents	\$381,272	100.0%	100.0%	0.0%	0.1%	0.2%	--	--	--
<i>T-Bills (90 Day) Index</i>				0.0%	0.1%	0.1%	0.1%	0.0%	0.1%
Total Composite	\$381,272	100.0%	100.0%	0.0%	0.1%	0.2%	--	--	--

Note: Returns greater than one year are annualized. Past performance is no guarantee of future results.

Money Market Portfolio Current / (Target) Asset Allocation



Monthly Market Commentary

During the second quarter, a vote by the United Kingdom to leave the European Union left global markets unsettled, and a flight to safety assets ensued. The surprising outcome of the vote spurred declines in global equities, although accommodative central bank statements aided in the subsequent rebound. Also, emerging markets outperformed their developed counterparts, driven primarily by a broad recovery in commodities.

In the United States, the Federal Reserve decided to not adjust the Federal Funds Rate, with Janet Yellen maintaining that future interest rate increases will be prompted by favorable economic data. However, at 1.4%, the Federal Reserve's preferred inflation metric remained stubbornly below its targeted 2.0% rate. Meanwhile, nominal wages have grown at their greatest rate since 2009, further complicating interest rate decision making.

The Money Market Portfolio was flat (0.0%) during June.

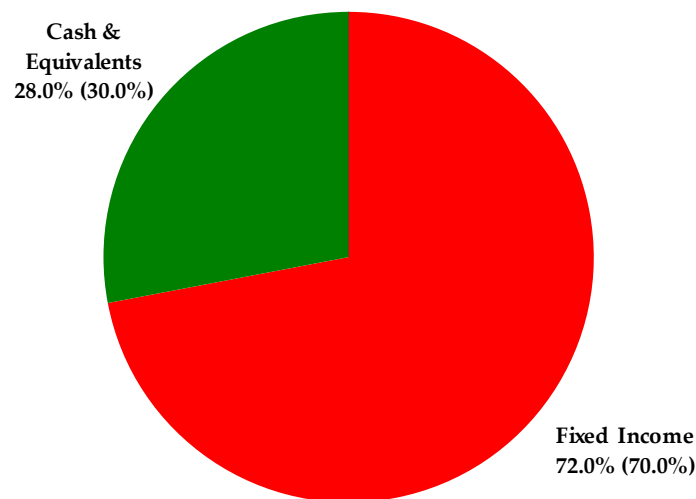
The Catholic Foundation Monthly Report – June 30, 2016

Ultra Conservative Portfolio Performance

Asset Class / Manager	Market Value	Market Value %	Target %	Calendar					
				June	2Q16	YTD	1Yr	3Yr	5Yr
Fixed Income	\$72,526	72.0%	70.0%	1.0%	2.4%	3.4%	--	--	--
<i>Barclays Aggregate Bond Index</i>				1.8%	2.2%	5.3%	6.0%	4.1%	3.8%
Cash & Equivalents	\$28,174	28.0%	30.0%	0.0%	0.1%	0.2%	--	--	--
<i>T-Bills (90 Day) Index</i>				0.0%	0.1%	0.1%	0.1%	0.0%	0.1%
Total Composite	\$100,700	100.0%	100.0%	0.7%	1.7%	2.5%	--	--	--

Note: Returns greater than one year are annualized. Past performance is no guarantee of future results.

Ultra Conservative Portfolio Current / (Target) Asset Allocation



Monthly Market Commentary

During the second quarter, a vote by the United Kingdom to leave the European Union left global markets unsettled, and a flight to safety assets ensued. The surprising outcome of the vote spurred declines in global equities, although accommodative central bank statements aided in the subsequent rebound. Also, emerging markets outperformed their developed counterparts, driven primarily by a broad recovery in commodities.

In the United States, the Federal Reserve decided to not adjust the Federal Funds Rate, with Janet Yellen maintaining that future interest rate increases will be prompted by favorable economic data. However, at 1.4%, the Federal Reserve's preferred inflation metric remained stubbornly below its targeted 2.0% rate. Meanwhile, nominal wages have grown at their greatest rate since 2009, further complicating interest rate decision making.

The Ultra Conservative Portfolio's Fixed Income allocation trailed its benchmark (+1.0% vs. +1.8%) during June as interest rates declined.

The Cash & Equivalents composite remained flat during the month (0.0%).

The Total Composite returned 0.7% during June, as the Fixed Income allocation generated unfavorable results.

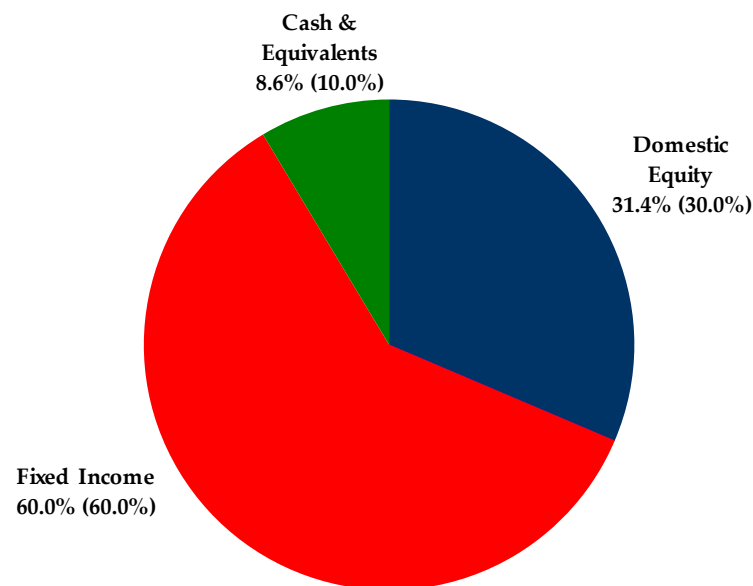
The Catholic Foundation Monthly Report – June 30, 2016

Conservative Portfolio Performance

Asset Class / Manager	Market Value	Market Value %	Target %	Calendar					
				June	2Q16	YTD	1Yr	3Yr	5Yr
Domestic Equity	\$2,371,104	31.4%	30.0%	0.3%	2.7%	3.7%	--	--	--
<i>S&P 500 Index</i>				0.3%	2.5%	3.8%	4.0%	11.7%	12.1%
Fixed Income	\$4,539,904	60.0%	60.0%	1.0%	2.4%	3.4%	--	--	--
<i>Barclays Aggregate Bond Index</i>				1.8%	2.2%	5.3%	6.0%	4.1%	3.8%
Cash & Equivalents	\$646,936	8.6%	10.0%	0.0%	0.1%	0.2%	--	--	--
<i>T-Bills (90 Day) Index</i>				0.0%	0.1%	0.1%	0.1%	0.0%	0.1%
Total Composite	\$7,557,944	100.0%	100.0%	0.7%	2.3%	3.3%	--	--	--

Note: Returns greater than one year are annualized. Past performance is no guarantee of future results.

Conservative Portfolio Current / (Target) Asset Allocation



Monthly Market Commentary

During the second quarter, a vote by the United Kingdom to leave the European Union left global markets unsettled, and a flight to safety assets ensued. The surprising outcome of the vote spurred declines in global equities, although accommodative central bank statements aided in the subsequent rebound. Also, emerging markets outperformed their developed counterparts, driven primarily by a broad recovery in commodities.

In the United States, the Federal Reserve decided to not adjust the Federal Funds Rate, with Janet Yellen maintaining that future interest rate increases will be prompted by favorable economic data. However, at 1.4%, the Federal Reserve's preferred inflation metric remained stubbornly below its targeted 2.0% rate. Meanwhile, nominal wages have grown at their greatest rate since 2009, further complicating interest rate decision making.

The Domestic Equity composite performed in line with its benchmark during June (+0.3% vs. +0.3%).

The Conservative Portfolio's Fixed Income allocation trailed its benchmark (+1.0% vs. +1.8%) during June as interest rates declined.

The Cash & Equivalents composite remained flat during the month (0.0%).

The Total Composite returned 0.7% during June, driven by the Fixed Income allocation.

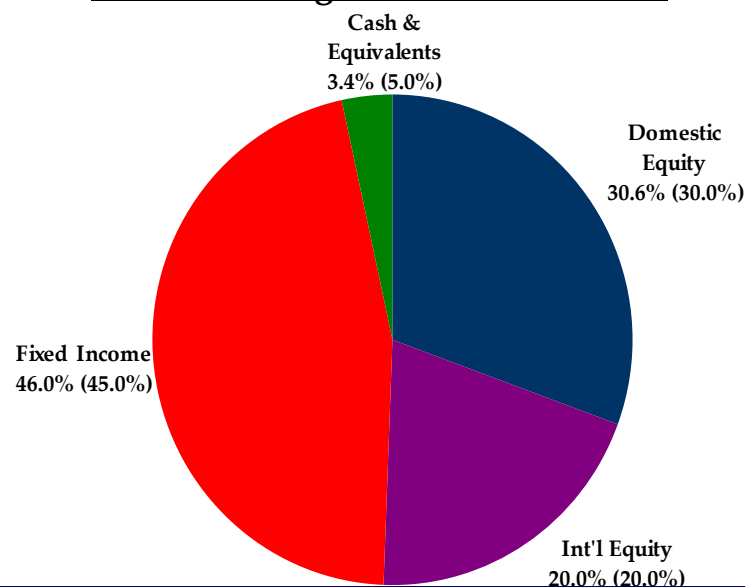
The Catholic Foundation Monthly Report – June 30, 2016

Balanced Portfolio Performance

Asset Class / Manager	Market Value	Market Value %	Target %	Calendar					
				June	2Q16	YTD	1Yr	3Yr	5Yr
Domestic Equity	\$2,458,289	30.6%	30.0%	0.3%	2.7%	3.7%	--	--	--
<i>S&P 500 Index</i>				0.3%	2.5%	3.8%	4.0%	11.7%	12.1%
International Equity	\$1,607,198	20.0%	20.0%	-1.2%	0.8%	-0.7%	--	--	--
<i>EAFE Index (in US Dollar NET)</i>				-3.4%	-1.5%	-4.4%	-10.2%	2.1%	1.7%
Fixed Income	\$3,702,554	46.0%	45.0%	1.0%	2.4%	3.4%	--	--	--
<i>Barclays Aggregate Bond Index</i>				1.8%	2.2%	5.3%	6.0%	4.1%	3.8%
Cash & Equivalents	\$271,542	3.4%	5.0%	0.0%	0.1%	0.2%	--	--	--
<i>T-Bills (90 Day) Index</i>				0.0%	0.1%	0.1%	0.1%	0.0%	0.1%
Total Composite	\$8,039,583	100.0%	100.0%	0.3%	2.0%	2.6%	--	--	--

Note: Returns greater than one year are annualized. Past performance is no guarantee of future results.

Balanced Portfolio Current / (Target) Asset Allocation



Monthly Market Commentary

During the second quarter, a vote by the United Kingdom to leave the European Union left global markets unsettled, and a flight to safety assets ensued. The surprising outcome of the vote spurred declines in global equities, although accommodative central bank statements aided in the subsequent rebound. Also, emerging markets outperformed their developed counterparts, driven primarily by a broad recovery in commodities.

In the United States, the Federal Reserve decided to not adjust the Federal Funds Rate, with Janet Yellen maintaining that future interest rate increases will be prompted by favorable economic data. However, at 1.4%, the Federal Reserve's preferred inflation metric remained stubbornly below its targeted 2.0% rate. Meanwhile, nominal wages have grown at their greatest rate since 2009, further complicating interest rate decision making.

The Domestic Equity composite performed in line with its benchmark during June (+0.3% vs. +0.3%).

The International Equity allocation led its benchmark during the month (-1.2% vs. -3.4%) but was negative overall.

The Balanced Portfolio's Fixed Income allocation slightly trailed its benchmark (+1.0% vs. +1.8%) during June as interest rates declined.

The Cash & Equivalents composite remained flat during the month (0.0%).

The Total Composite returned 0.3% during June, driven by the Fixed Income allocation.

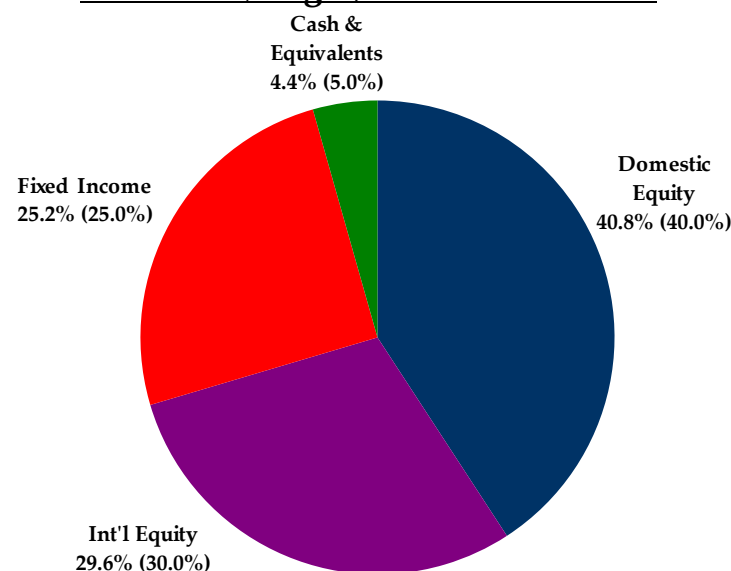
The Catholic Foundation Monthly Report – June 30, 2016

Growth Portfolio Performance

Asset Class / Manager	Market Value	Market Value %	Target %	Calendar					
				June	2016	YTD	1Yr	3Yr	5Yr
Domestic Equity	\$11,531,754	40.8%	40.0%	0.3%	2.4%	2.4%	--	--	--
<i>S&P 500 Index</i>				0.3%	2.5%	3.8%	4.0%	11.7%	12.1%
International Equity	\$8,360,377	29.6%	30.0%	-1.2%	0.9%	-0.7%	--	--	--
<i>EAFE Index (in US Dollar NET)</i>				-3.4%	-1.5%	-4.4%	-10.2%	2.1%	1.7%
Fixed Income	\$7,122,551	25.2%	25.0%	1.0%	2.4%	3.4%	--	--	--
<i>Barclays Aggregate Bond Index</i>				1.8%	2.2%	5.3%	6.0%	4.1%	3.8%
Cash & Equivalents	\$1,255,989	4.4%	5.0%	0.0%	0.1%	0.2%	--	--	--
<i>T-Bills (90 Day) Index</i>				0.0%	0.1%	0.1%	0.1%	0.0%	0.1%
Total Composite	\$28,270,671	100.0%	100.0%	0.0%	1.8%	1.8%	--	--	--

Note: Returns greater than one year are annualized. Past performance is no guarantee of future results.

Growth Portfolio Current / (Target) Asset Allocation



Monthly Market Commentary

During the second quarter, a vote by the United Kingdom to leave the European Union left global markets unsettled, and a flight to safety assets ensued. The surprising outcome of the vote spurred declines in global equities, although accommodative central bank statements aided in the subsequent rebound. Also, emerging markets outperformed their developed counterparts, driven primarily by a broad recovery in commodities.

In the United States, the Federal Reserve decided to not adjust the Federal Funds Rate, with Janet Yellen maintaining that future interest rate increases will be prompted by favorable economic data. However, at 1.4%, the Federal Reserve's preferred inflation metric remained stubbornly below its targeted 2.0% rate. Meanwhile, nominal wages have grown at their greatest rate since 2009, further complicating interest rate decision making.

The Domestic Equity composite performed in line with its benchmark during June (+0.3% vs. +0.3%).

The International Equity allocation led its benchmark during the month (-1.2% vs. -3.4%) but was negative overall.

The Growth Portfolio's Fixed Income allocation trailed its benchmark (+1.0% vs. +1.8%) during June as interest rates declined.

The Cash & Equivalents composite remained flat during the month (0.0%).

The Total Composite returned 0.0% during June; while the Domestic Equity portfolio generated strong absolute results, the International Equity portfolio's performance outweighed those gains.